

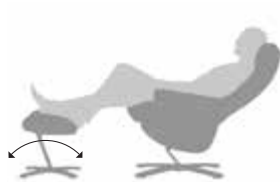
INSTRUCTIONS



HOW TO CORRECTLY USE THE RE-VIVE CHAIR



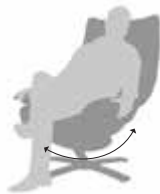
Backrest and seat recline with pressure of the spine



Footrest has a rocking system which follows leg's movements

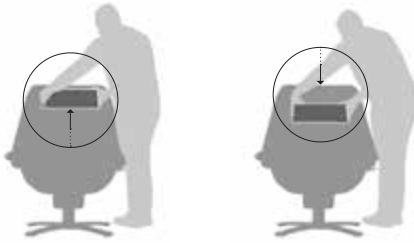


Backrest moves to right and left

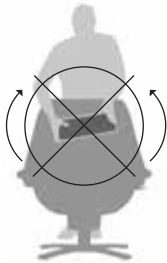


Swivel and rocking function

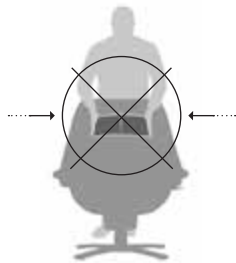
HOW TO CORRECTLY USE THE RE-VIVE CHAIR



Adjustable headrest

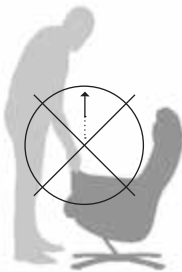


Do not rotate
the adjustable headrest

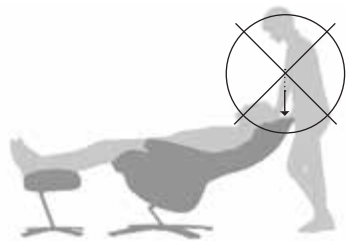


WARNING:

Do not fold
the adjustable headrest



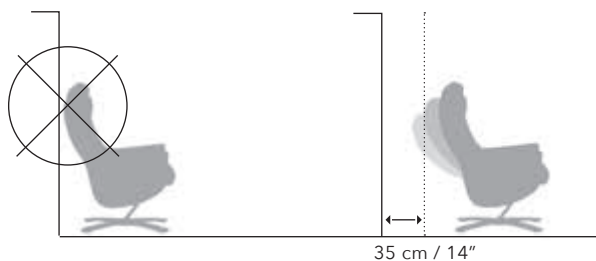
Do not move the chair
by pulling armrests



WARNING:

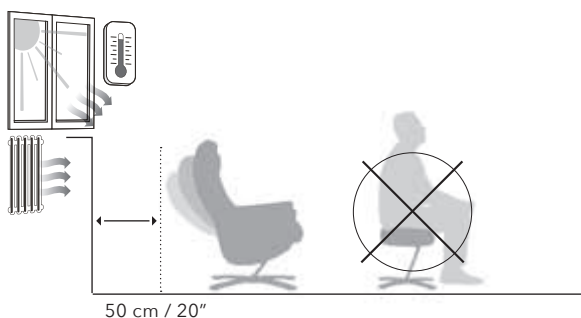
Do not pull the backrest
while someone is sitting on the chair

HOW TO CORRECTLY USE THE RE-VIVE CHAIR



WARNING:

Position the chair at 35 cm / 14" from the wall



WARNING:

Position the chair at least
50 cm / 20" from sources of heat
such as heaters or radiators

Do not use
the footrest as a seat

*USE NOT COMPLIANT WITH THE PRESENT INSTRUCTIONS AND
MISUSE OF THE RECLINER CHAIR CAN BE DANGEROUS.*

HOW TO CARE FOR YOUR RE-VIVE CHAIR

Clean the structural base, made of high-pressure diecast aluminium, with a very soft moistened cloth. Clean the leather with a very soft moistened cloth and neutral cleaner (acid free) with diluted water. For further and more detailed information visit the area "Product care" at www.natuzzi.com.